

Report for: Corporate Parent Advisory Committee: March 2022

Item number: 6

Title: Performance for Quarter 3 2021/22 with updates for January 2022

Report  
Authorised by: Director Children's Services, Ann Graham

Lead Officer: Richard Hutton, Performance and Business Intelligence  
[richard.hutton@haringey.gov.uk](mailto:richard.hutton@haringey.gov.uk)

Ward(s) affected: All

Report for Key/  
Non Key Decision: Non key

1. Introduction

- 1.1. This report provides an analysis of the performance data and trends for an agreed set of measures relating to looked after children on behalf of the Corporate Parenting Advisory Committee.
- 1.2. Section 2 contains performance highlights and key messages identifying areas of improvement and areas for focus. It provides an overall assessment relating to Children in Care so that Members can assess progress in key areas within the context of the Local Authority's role as Corporate Parent.
- 1.3. The report covers the period August 2021 to January 2022 with other data and benchmarking where appropriate. This is the regular report following the report to the February committee covering the period to December 2021

**2. Overall Assessment of Performance**

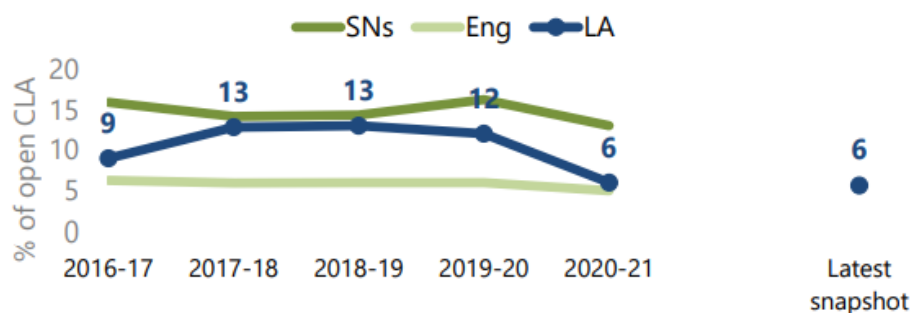
- 2.1. At the end of January 2022 389 children were in care (rate of 66 per 10,000). This is 2 fewer children than was reported at the end of 2021.
- 2.2. Of the 389 children, 17 are open to the youth offending service, 5 of whom are remanded to the care of the local authority and would not necessarily be looked after otherwise.
- 2.3. The number of unaccompanied asylum seeker children (UASC) has remained low at 22 as the end of January but more new cases in February have seen this figure rise to 24. Most UASC have continued to arrive in Kent or Croydon rather than presenting in Haringey. We have agreed to accept a small number of UASC from Kent and Croydon, over and above our continued participation in the National Transfer Scheme (NTS) the mechanism for ensuring that UASC

are placed in regions across the country equitably, Haringey's quota is 42 (0.07% of the under 18 population)

2.4.

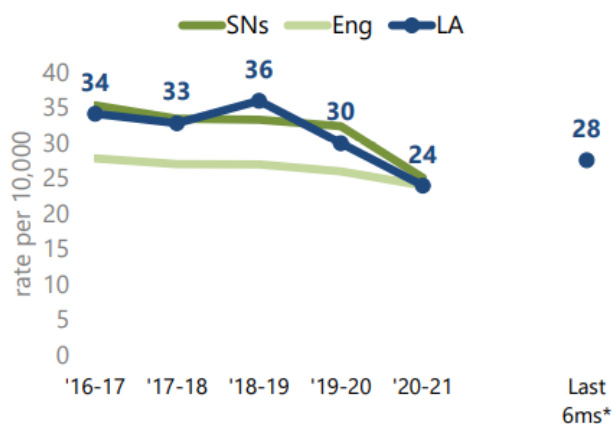
## 22 open unaccompanied asylum seeking children (UASC)

### UASC as a percentage of CLA (snapshot)



- 2.5. In the last 6 months, 85 young people started to be looked after - this is 15 fewer than reported in the last period. Twelve of the starters are unaccompanied asylum seeking children (UASC) compared to a total 14 for the whole of the 2020/21.

### Rate of CLA started per 10,000 children



\*Annualised rate for comparison purposes

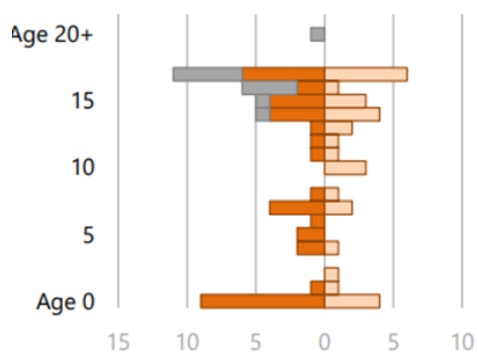
- 2.6. Of the new staters into CLA 62% were male, compared to 69% male of the total looked after population shown below. A year ago, 66% of new starters and 58% all looked after children were male

## New Starters

## Total LAC Population

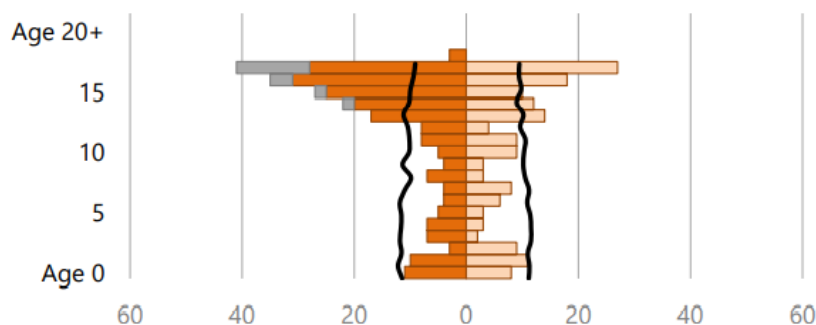
### Age and gender

39 Males (48%)  
11 UASC M (14%)  
0 Other (not shown) (0%)  
31 Females (38%)  
0 UASC F (0%)



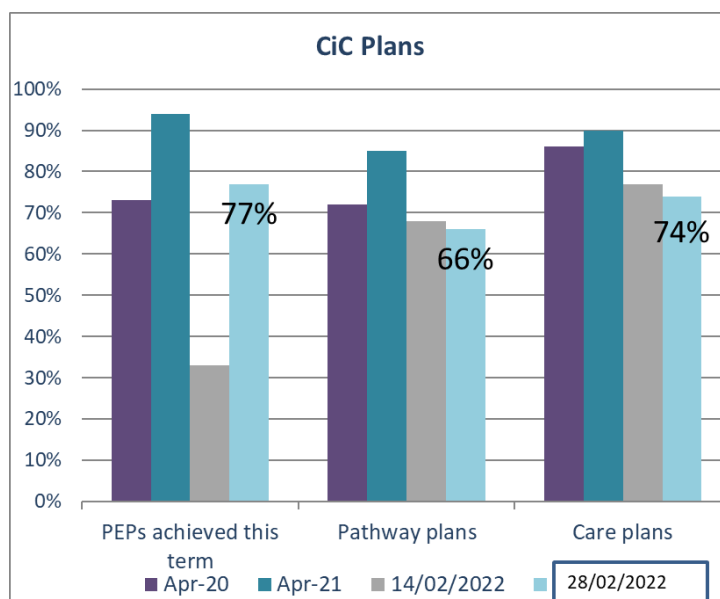
### Age and gender

207 Males (53%)  
159 Females (41%)  
1 Other (not shown) (0%)  
22 UASC Males (6%)  
0 UASC Females (0%)  
0-17 population estimate



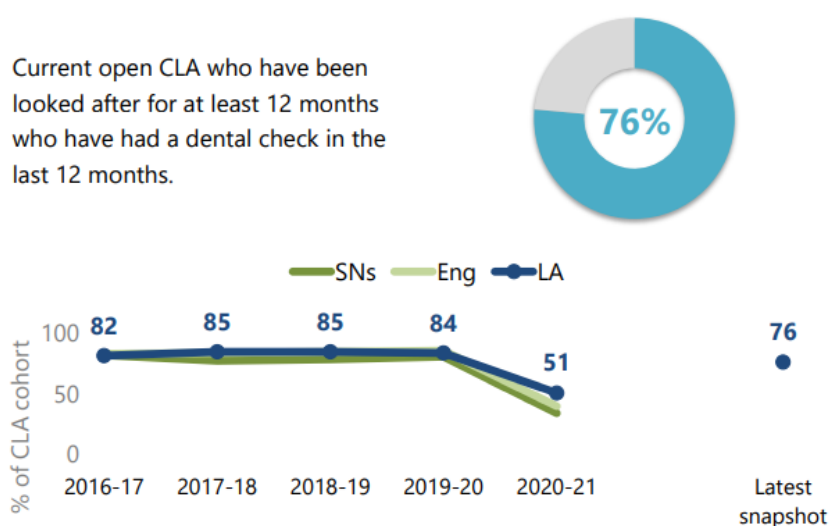
Other' includes not recorded, not stated, or neither M/F

- 2.7. In the last 6 months, 82 children ceased to be looked after which is in line with the 12 months to March 2021. Of these children ceasing to be looked after 35% returned home to live with their parents or relatives. This represents a small fall from the last period and is in line with 2020/21 outcomes. The second highest destination was 23% who moved into independent living
- 2.8. Five children ceased care as they have been adopted in the last 6 months, as a proportion of those leaving care this is 6%, in line with in 20/21 and Statistical Neighbours (SNs) both to 5%.
- 2.9. Up to date plans. As at end of December 2021, 74% of looked after children aged under 16 had an up-to-date Care Plan, (88% in March) 74% of those over 16 had up to date pathway plans.



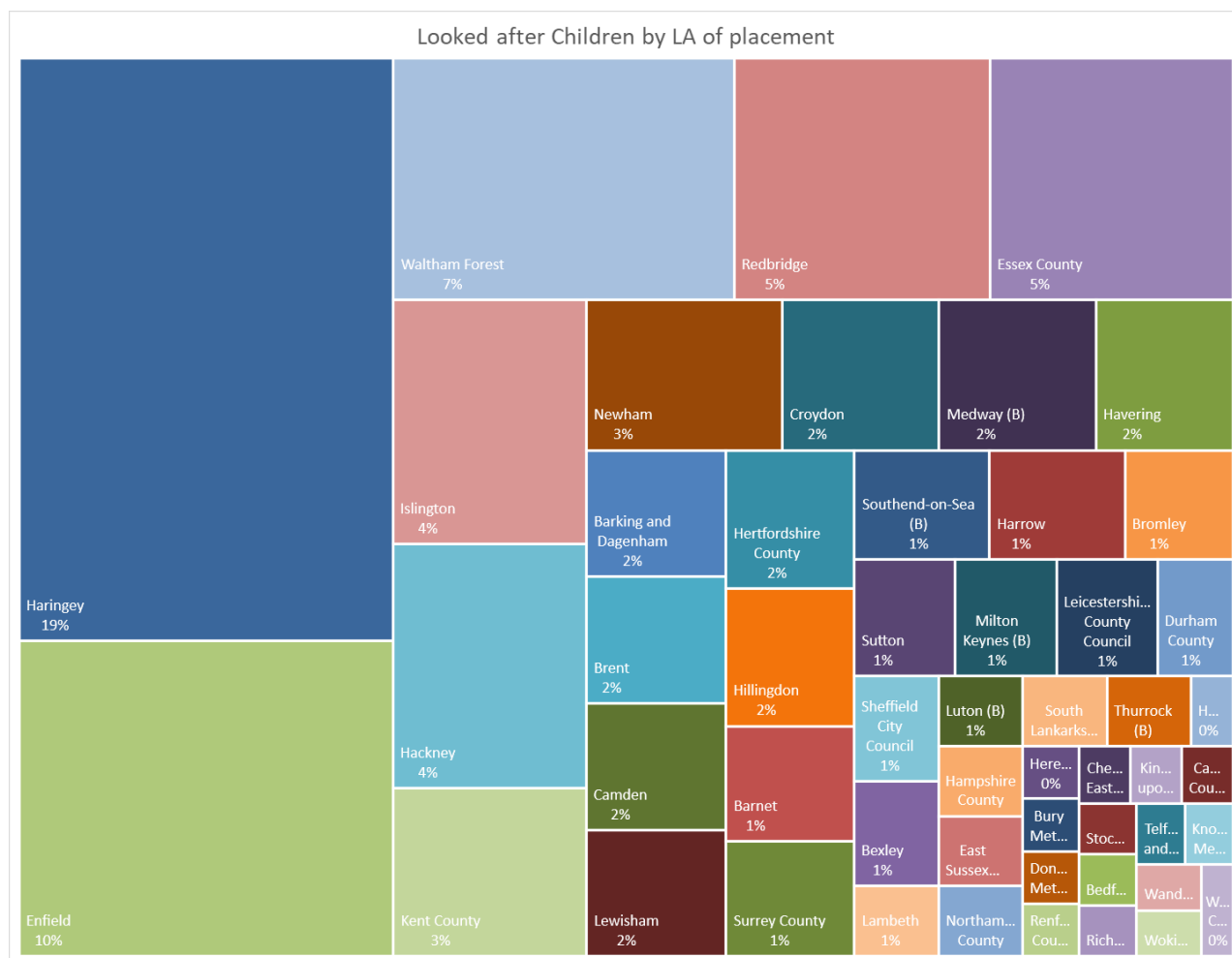
- 2.10. Termly Personal education plans (PEPs) are good at 77%, good performance at the half term point.
- 2.11. 82% of Children in Care were recorded as having up to date visits (no change) within the relevant timescales as of the end of January. Visits to looked after children continue to be tracked at fortnightly performance meetings, held by the Head of Service for Children in Care, and along with supervision and management directions.
- Children in care seen in the past four weeks continues to be one of the measures asked for by the DFE in the WAVE survey, although this has now reverted to a monthly collection from every 2 weeks at the end of 2021. This is used to assess pressures on social care during the pandemic (along with child protection and CIN visits, referral sources and the number of children becoming looked after).
- 2.12. At the end of February, 96% of children who were looked after for at least 12 months had an up-to-date health assessment, maintaining excellent performance and continuing to exceed statistical neighbours' levels (92%). 92% of all looked after children have an up-to-date health assessment.
- 2.13. At the beginning of September 2020, only 42% of eligible children had up-to-date dental visits. This increased to 72% by the end of September 2021 and is now 76%.

#### Dental Checks



- 2.14. At the end of January 2021, 10% of children with an open episode of care had **had three or more placement moves in the last 12 months**. This is in line with last year, the London average and SN average.

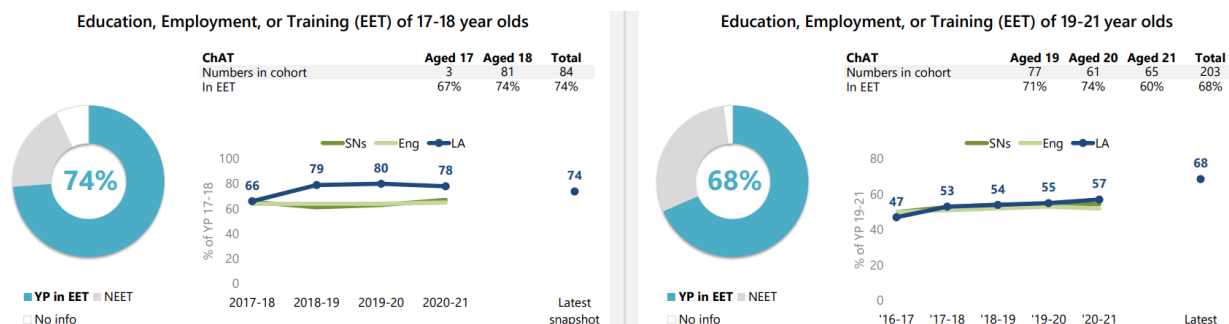
- 2.15. The chart below shows where our looked after children are placed: 81% outside of Haringey, but over half are in Haringey or nearby London boroughs.



- 2.16. There are now 419 care leavers in receipt of leaving care services, a similar number to the last quarter. Of the 19-24 year olds 202 out of 203 were considered as “in touch” with the local authority at the end of January so the figures rounds to 100%. The same is true of 93% of the 84 care leaving 17 and 18 year olds.

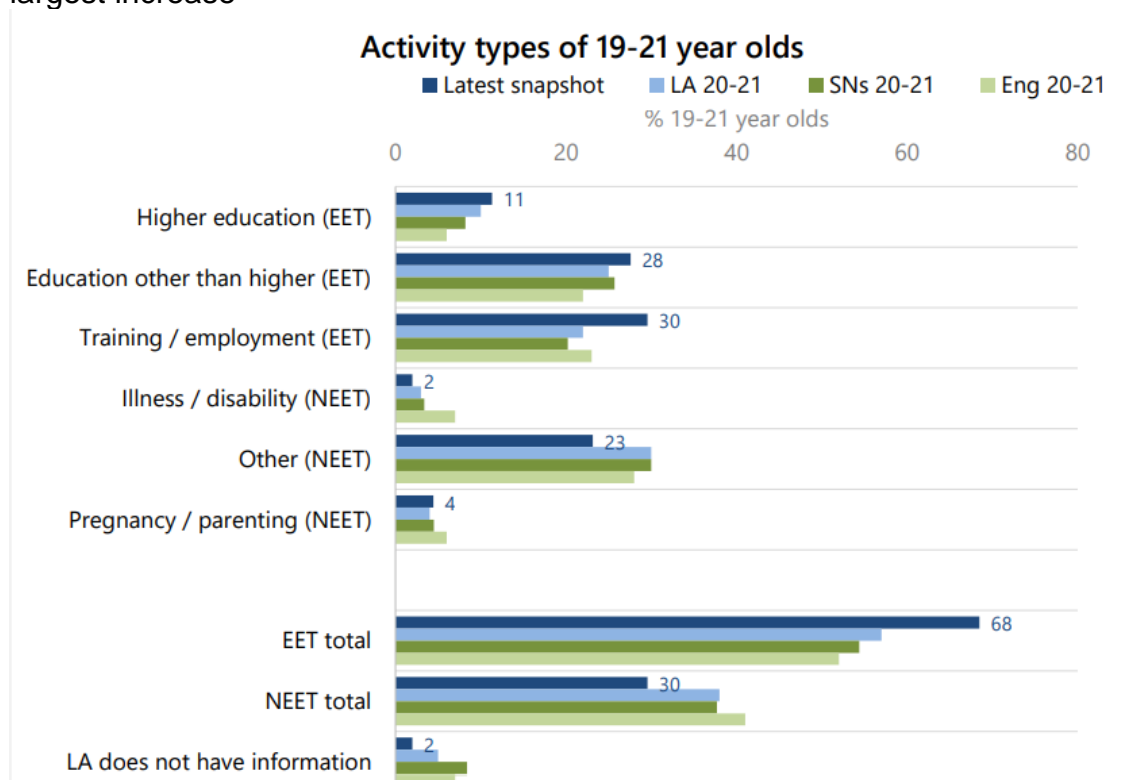


- 2.17. 138 or 68% of the 19-21 year old care leavers (74% of the 17-18 year olds, 62 young people) were known to be in Education Employment or Training (EET)



2.18.

All EET activity types have increased with training/employment showing the largest increase



- 2.19. 90% of **19-21 year old care leavers** were known to be in **suitable accommodation** (87% in 2020/21,) also 85% of 17-18 year olds (90% from 2021/21 and last quarter).

### 3. Contribution to strategic outcomes

3.1. Borough Plan 2019-2022

3.2. People Priority: A Haringey where strong families, strong networks and strong communities nurture all residents to live well and achieve their potential